

# Kindergarten Homework Sheet

**Week of: March 8-12**

Child: Do your best work. Don't forget to write your name (with a capital letter at the beginning and lower-case letters for the rest of the name) on each page.

Adult: Please sit with your child as they complete the homework. Read the directions for them and help them along as needed. Have fun!

## Weekly Assignment Calendar

Day	Reading	Writing/Phonics	Math
<b>Monday March 8<sup>th</sup></b>	Read for 10-15 minutes	Capital "Q" page	6-7 "Reteach" p. 101
<b>Tuesday March 9<sup>th</sup></b>	Read for 10-15 minutes	Capital "R" page	7-1 HW Practice p. 46
<b>Wednesday March 10<sup>th</sup></b>	Read for 10-15 minutes	Capital "S" page	Order Length page (See attached)
<b>Thursday March 11<sup>th</sup></b>	Read for 10-15 minutes	Finish up capital letters	Finish up sheets

**Homework is due on Friday, March 12<sup>th</sup>. Please return the homework in your child's Homework Folder on Friday.** *To avoid confusion and lost work, please do not return the folder or any assignments earlier than Friday.* **Thank you!**

## Reminders

**Kindergarten:** Parent-Teacher Conferences is coming up on Tuesday, March 16<sup>th</sup>. Appointment times will be distributed this week, and report cards are coming soon afterwards, so please make sure to check your child's folder for these important documents!

**Mrs. Taboada's Class:** Our leaders are the only students who have show and tell on Friday. Please wait until your child's assigned day to send in show and tell. However, books are always welcome; your child may bring a book to share on any day.

Name: \_\_\_\_\_  
 \_\_\_\_\_  
 \_\_\_\_\_

**Reading Log**

Please read aloud with your child for 10-15 minutes each day. Record what you read together on this chart. Ask your child how they liked the book and have them respond below by coloring the appropriate heart, smiley, or sad face. Have fun!



























= I loved it



= I liked it



= I did not like it

<u>Date</u>	<u>What I Read</u>	<u>How I Liked It</u>		
				
				
				
				
				
				
				
				

## Order Length – Math

**Directions:** Find 3 shoes in your house that are different sizes. Put them in order from longest to shortest. Trace them on paper to show their lengths in order.