

# Kindergarten Homework Sheet

**Week of: March 1-5**

Child: Do your best work. Don't forget to write your name (with a capital letter at the beginning and lower-case letters for the rest of the name) on each page.

Adult: Please sit with your child as they complete the homework. Read the directions for them and help them along as needed. Have fun!

## Weekly Assignment Calendar

Day	Reading	Writing/Phonics	Math
<b>Monday</b> <b>March 1<sup>st</sup></b>	Read for 10-15 minutes	Sight Word Sentences	Counting Reflection
<b>Tuesday</b> <b>March 2<sup>nd</sup></b>	Read for 10-15 minutes	Sight Word Sentences	Counting Reflection
<b>Wednesday</b> <b>March 3<sup>rd</sup></b>	Read for 10-15 minutes	Sight Word Sentences	Counting Reflection
<b>Thursday</b> <b>March 4<sup>th</sup></b>	Read for 10-15 minutes	Sight Word Sentences	Counting Reflection

**Homework is due on Friday, March 5<sup>th</sup>. Please return the homework in your child's Homework Folder on Friday.** *To avoid confusion and lost work, please do not return the folder or any assignments earlier than Friday.* **Thank you!**

## Reminders

**Kindergarten:** Parent-Teacher Conferences is coming up on Tuesday, March 16<sup>th</sup>. Appointment times will be distributed next week, as will report cards, so please make sure to check your child's folder for these important documents!

**Mrs. Taboada's Class:** Our leaders are the only students who have show and tell on Friday. Please wait until your child's assigned day to send in show and tell. However, books are always welcome; your child may bring a book to share on any day.

Name: \_\_\_\_\_  
-----  
\_\_\_\_\_

### Reading Log

Please read aloud with your child for 10-15 minutes each day. Record what you read together on this chart. Ask your child how they liked the book and have them respond below by coloring the appropriate heart, smiley, or sad face. Have fun!



























= I loved it



= I liked it



= I did not like it

<u>Date</u>	<u>What I Read</u>	<u>How I Liked It</u>		
				
				
				
				
				
				
				
				

## Sight Word Sentences

**Directions:** Choose some sight words below that you can read. Use them to make sentences. You can use other words in the sentence as well as the sight words. You can also draw pictures to go with your sentences. Be sure that your sentence makes sense and has a space between each word. Here are examples:

*I see my mom.*

*I see the dog.*

### WORD BANK of SIGHT WORDS

I	a	the	me	see	mom	dad
you	go	put	is	all	we	can
are	like	to	be	my	and	your

You can write and draw here or on the paper provided in your homework folder.

## Counting Reflection

**Directions:** This week, pay attention to times when you use counting to do something at home or somewhere else outside of school. *First*, draw and write about why you used counting, what you counted, and how many things you counted. *Then*, count the groups of objects in the boxes below and write the number to show how many. If it was easy to count them, draw a smiley face ☺ and if it was hard, draw a sad face ☹ next to the number.

*First:* Draw and write below about a time you used counting outside of school.

*Then:* Count and write how many. If it was easy, draw a ☺ but if it was hard, draw a ☹.

<p>X X X X X X</p> <p>X X X X X</p> <p>X X X X X X</p> <p>How many? <input data-bbox="425 1663 613 1837" type="text"/></p>	<p>○ ○ ○ ○ ○</p> <p>○ ○ ○ ○</p> <p>○ ○ ○ ○</p> <p>How many? <input data-bbox="1166 1663 1354 1837" type="text"/></p>
--	--